



The Hong Kong Girl Guides Association  
Interest Badge Syllabus  
**Guide Section - Skill**

**Art**

- I. Bring to the assessment at least two pieces of your artwork, in more than one medium, showing different subjects, e.g. landscapes, portraits, figures, still-life, abstract, flowers. Dimensions of the artwork should be not less than 30cm by 43cm (A3) size.
- II. Bring to the assessment two of your own designs of the following:
  1. A poster
  2. A notice for a Guide event
  3. A greetings card
  4. A drawing or sketch of a Guiding activity
  5. A printing (e.g. lino-cut printing or a potato-print)
  6. A detailed drawing in pencil, brush, pen or charcoal of different parts of plants or flowers
- III. At the assessment, draw a picture of size not less than A3 on a topic chosen by the Assessor / Guider. The medium to be chosen and provided by the candidate.
- IV. Tell the Assessor / Guider of your performance and contribution in any occasion of Guiding activity during the last twelve months using your artistic talent.

**Remarks**

An appointed Guider may assess this badge for her own Unit.

**Hong Kong Award for Young People**

Holders of this badge are qualified for the Skill Section in the Bronze Level of the HONG KONG AWARD FOR YOUNG PEOPLE.



The Hong Kong Girl Guides Association  
Interest Badge Syllabus  
**Guide Section - Skill**

**Ballroom Dance**

- I. Choose three Ballroom dances and wear suitable dancewear to perform.
- II. Introduce two kinds of Ballroom dance to the Assessor (such as Waltz, Tango).
- III. Improvise some form of accompaniments chosen by the Assessor.
- IV. When you start to work for the badge, with your coach or teacher, set yourself targets for improvement over at least the next 6 weeks.

**Note**

1. Candidates should bring their own music.
2. Holders of Grade 3 of Dance Tests (Ballroom Branch) in the NATD are qualified for this badge.

**Hong Kong Award for Young People**

Holders for this badge are qualified for Physical Recreation Section in the Bronze Level of the HONG KONG AWARD FOR YOUNG PEOPLE.




The Hong Kong Girl Guides Association  
Interest Badge Syllabus  
**Guide Section - Skill**

**Carpentry (Stage I)**

- I. Make a collection of some illustrations of models of some small wooden articles in a logbook.
- II. Describe or demonstrate:
  1. How to measure accurately.
  2. How to use nails and screws.
  3. How to use glue and adhesives.
  4. How to use simple tenon.
  5. How to smooth a rough surface with sandpaper.
  6. Different methods of colouring.
  7. How to use common tools such as hammer, saw, screw driver, right-angle, plane, chisel, etc.
- III. Show and introduce three types of common wood.
- IV. Make a simple wooden article and list the materials, accessories and procedures in detail.
- V. Demonstrate the proper way to drive in nails.

**Hong Kong Award for Young People**

This badge is equivalent to the same topic in the Skill Section in the Bronze Level of the HONG KONG AWARD FOR YOUNG PEOPLE.



The Hong Kong Girl Guides Association  
Interest Badge Syllabus  
**Guide Section - Skill**

**Carpentry (Stage II)**

Must be a holder of Carpentry Badge (Stage I)

- I. Make a useful object, which includes at least one of the following items: tenon, hinges or locks.
- II. Make a list of different types of paints used by carpenters and explain their usages.
- III. Introduce at least four types of nails, screw drivers and four types of saws and explain their usages.
- IV. Demonstrate or illustrate how to install cork board.

**Hong Kong Award for Young People**

This badge is equivalent to the same topic in the Skill Section in the Silver Level of the HONG KONG AWARD FOR YOUNG PEOPLE.



The Hong Kong Girl Guides Association  
Interest Badge Syllabus  
**Guide Section - Skill**

**Computer**

- I. Make a logbook to introduce the following:
  1. The difference of hardware and software in the computer system.
  2. The functions of at least ten computer hard wares such as input / output devices and main / supplementary storage, etc.
- II. Explain to the Assessor the relationship between file and folder and demonstrate how to create and delete a folder.
- III. Explain how to open a word-processing software. Type a paragraph (Chinese / English) and save it at a designated path according to the instruction of the Assessor. (Speed of typing should be at least 20 wpm for English and 10 wpm for Chinese.)
- IV. Able to connect to the internet using wireless and broadband and know how data are transmitted on the internet.
- V. Know how to install and use different kinds of screening software to block the website that is not suitable for children and teenagers.



The Hong Kong Girl Guides Association  
Interest Badge Syllabus  
**Guide Section - Skill**

**Cooking**

- I. Bring to the assessment a letter from your mother or home economics teacher to certify that you have prepared, cooked, and served a completed dinner for two to four persons and cleared things away afterwards. (Supported with photos.)
- II. At the assessment, cook a meal for two to four according to the menu in your logbook, choose one of the following:
  1. Chinese style: with two courses, a soup and rice.
  2. Western style: appetizer, main dish, dessert or drink.
  3. Other styles: with two courses, a soup and main dish.
- III.
  1. Make and serve a hot tea or coffee.
  2. Make and serve a drink e.g. Ovaltine, Horlicks or lemon tea, etc.
- IV. Lay a table for two persons for a midday meal.
- V. Wash up utensils, boards, etc. that have been used at the assessment.
- VI. Explain to the Assessor:
  1. The important points to note when using fresh, frozen and canned foods for cooking.
  2. How to plan a well-balanced menu for a family of four for one day.
- VII. Explain what safety precautions should be taken to prevent accidents in a kitchen and the ways to tackle with them.

**Remarks**

An appointed Guider may assess this badge for her own Unit.

**Hong Kong Award for Young People**

This badge is equivalent to the same topic in the Skill Section in the Bronze Level of the HONG KONG AWARD FOR YOUNG PEOPLE.



The Hong Kong Girl Guides Association  
Interest Badge Syllabus  
**Guide Section - Skill**

**Craft**

- I. Do four of the following and explain briefly to the Assessor the material, tools used and the way of making it.
  1. Embroider an original design.
  2. Fabric printing. You may use a lino-block, potato-cut, screen, or tie-dying.
  3. Make a puppet.
  4. Make a carving in a medium soft enough to cut easily, e.g. plaster, clay, wood, wax, soap, etc.
  5. Make a clay item.
  6. Make a basket or knit an article for decoration.
  7. Make an article in leather.
  8. Make a carpet or a decorative floor covering, e.g. rags, linen, strings, etc.
  9. Make an item with mosaic pattern.
  10. Make any kind of craft article. (Discuss with the Assessor in advance.)
- II. Bring to the assessment one unfinished article on which you can demonstrate your ability to the Assessor.

**Remarks**

An appointed Guider may assess this badge for her own Unit.

**Hong Kong Award for Young People**

Holders of this badge are qualified for the Skill Section in the Bronze Level of the HONG KONG AWARD FOR YOUNG PEOPLE.



The Hong Kong Girl Guides Association  
Interest Badge Syllabus  
**Guide Section - Skill**

**Dance**

- I.
  1. Learn a folk dance from three different countries. Perform at least one of these at the assessment.
  2. Tell the Assessor something about the costumes worn by dancers and the historical background of the dance.
- II. Using any dance from your choice:
  1. Perform a dance lasting approximately 3 minutes and demonstrate at least 4 basic steps.
  2. Perform a dance in the assessment with music or some other form of accompaniment chosen by the Assessor. If you chose a Folk Dance or Social Dance, you may bring a friend with you to help.

**Note**

1. Your Unit Guider must tell the Assessor before the assessment which dance forms you have chosen.
2. Holders of Level IV or above, Elementary Level in Folk Dance of Royal Academy of Dance, or Grade 6 or above in Chinese Dance of Beijing Dance College are qualified for this badge.

**Hong Kong Award for Young People**

Candidates who have completed the Physical Recreation Section in the Bronze Level in the HONG KONG AWARD FOR YOUNG PEOPLE in this topic are qualified for this badge.





The Hong Kong Girl Guides Association  
Interest Badge Syllabus  
**Guide Section - Skill**

**Drill and Ceremony**

- I. Explain to the Assessor the objectives of Foot Drills.
- II. Share one of your memorable experiences of a Guiding Ceremony. (e.g. World Thinking day, Fly up, an Enrolment or others.)
- III. Demonstrate the following:
  1. Atten-SHUN
  2. Stand-at-EASE
  3. Left-TURN
  4. Right-TURN
  5. About-TURN
  6. MARK-TIME
  7. Quick/Forward-MARCH
  8. HALT
  9. Fall-IN
  10. Fall-OUT
  11. Dis-MISS
  12. The Guide Sign and Salute
  13. Award Presentation
- IV.
  1. As a Patrol Leader participate in the following:-
    - a. Roll Call Drill
    - b. Horseshoe Formation
  2. Explain to the Assessor the above ceremonies.
- V. Demonstrate the following: (The candidate should be the Colour Bearer.)
  1. Hoisting of Colours
  2. Holding of Colours (Flag at the Order, Flag at the Carry)
  3. Breaking of Colours (including folding of the flag).
  4. Horseshoe Formation Presentation
- VI. Describe the following flags:
  1. PRC National Flag
  2. HKSAR Flag
  3. World Flag
  4. HKGGA Flag
  5. Unit Flag
- VII. Write a prayer and say the prayer at the assessment.
- VIII. Plan and organize an enrolment ceremony.



The Hong Kong Girl Guides Association  
Interest Badge Syllabus  
**Guide Section - Skill**

**Drill and Ceremony**

**Remarks**

An appointed Guider of any of the following may take this badge assessment for her own Unit:

1. Appointed before September 2009.
2. Completed subject training on Drill & Ceremonies Workshop.
3. Appointed Drill and Ceremony Instructor.



The Hong Kong Girl Guides Association  
Interest Badge Syllabus  
**Guide Section - Skill**

**Flower Arranging**

- I. Explain the use and maintenance of different types of tools and instruments used in flower arranging.
- II. Discuss with the Assessor:
  1. Preparation of flowers and leaves for a flower arrangement.
  2. Two methods of drying flowers.
  3. Various methods of fixing flowers in a container.
  4. How to extend the life of the arranged flowers and leaves.
- III. At the assessment demonstrate any two of the following:
  1. An arrangement of dried flowers or artificial flowers.
  2. Do one arrangement from the 12 basic forms.
  3. A round arrangement for the centre of a dining table.
  4. A mini arrangement under 10 cm in height.

**Hong Kong Award for Young People**

This badge is equivalent to the same topic in the Skill Section in the Bronze Level of the HONG KONG AWARD FOR YOUNG PEOPLE.



The Hong Kong Girl Guides Association  
Interest Badge Syllabus  
**Guide Section - Skill**

**Gardening**

- I. Transplant three seedlings to a pot, and take care of those plants for about one month. Observe and record the growing of the plants. The Assessor will assess the process and the product.
  
- II. Make a logbook to show the following:
  1. A record of the caring of the plants in Clause I and their growing process.
  2. Collect and make spacemen of five kinds of shrubs and introduce the characteristics of plants.
  3. List the time for reproduction of at least one kind of plants and introduce at least two ways of reproduction of plants.
  4. Write your reflection on caring of plants.
  
- III. Introduce the usage and maintenance of gardening equipment.

**Remarks**

The assessment should be spread over a period of three months during which frequent reports are to be submitted to the Unit Guider. The report should be certified by your Guider.

**Hong Kong Award for Young people**

This badge is equivalent to the same topic in the Skill Section in the Bronze Level of the HONG KONG AWARD FOR YOUNG PEOPLE.



The Hong Kong Girl Guides Association  
Interest Badge Syllabus  
**Guide Section - Skill**

**Homemaking**

- I. Perform housework for seven consecutive days or four weekends (consecutive if possible). Take a note to the assessment with your parent's signature to certify that you have done the following satisfactorily.
  1. Lay the dining table and clear it and wash up after one main meal.
  2. Make your bed and keep your bedroom tidy.
  3. Undertake the weekly cleaning and vacuuming of your room.
  4. Cook a simple meal for the family including a soup and two courses.
  5. Clean the toilet.
  6. Change the bed sheets at least once within the above seven days or four weekends.
- II. Discuss with the Assessor:
  1. How fresh, frozen, canned and dried food should be stored.
  2. Plan the menu for a day for your family, showing that you have basic knowledge of food values.
  3. Prepare a shopping list and the cost for this plan.
  4. The precautions to prevent accidents at home.
  5. The proper disposal of kitchen waste and how to carry out categorizing of domestic rubbish.
  6. The selection of suitable cleaning agents and the correct ways of using them.
- III. Bring to the assessment one of the following or a record with photos or videos:
  1. A household item made by yourself.
  2. A bed sheet or table cloth you have made or repaired.

**Remarks**

An appointed Guider may assess this badge for her own Unit.

**Hong Kong Award for Young People**

Holders of this badge are qualified for the Skill Section in the Bronze Level of the HONG KONG AWARD FOR YOUNG PEOPLE.



The Hong Kong Girl Guides Association  
Interest Badge Syllabus  
**Guide Section - Skill**

**Information Technology**

- I. Make a logbook to show the following:
  1. IT attitude
  2. Internet safety (online finance, chat room and electronic certificates, etc.)
  3. Intellectual Property Right
  4. Computer viruses
  5. Information searching
- II. Explain how the development of the Internet affects activities in the community and list the advantages and disadvantages of internet information.
- III. Demonstrate to the Assessor the making of animation.
- IV. Create a website of not less than ten pages by using a website making software.
- V. Design a poster or leaflet for a Girl Guide activity by using the functions (font type, font colour, drag and drop, alignment, indent, spell check, insert clip art and adjusting paper direction, etc.) of a word-processing software.

**Hong Kong Award for Young People**

Holders of this badge are qualified for the Skill Section in the Bronze Level of the HONG KONG AWARD FOR YOUNG PEOPLE.



The Hong Kong Girl Guides Association  
Interest Badge Syllabus  
**Guide Section - Skill**

**Knitting (Stage I)**

- I. Demonstrate the following:
  1. Cast on
  2. Cast off
  3. Knit
  4. Purl
  5. Increase
  6. Decrease
- II. Introduce to the Assessor a pattern.
- III. Knit a scarf of not less than 150 cm.

**Hong Kong Award for Young People**

Candidates who have completed the Skill Section in the Bronze Level of the HONG KONG AWARD FOR YOUNG PEOPLE in this topic are qualified for this badge.



The Hong Kong Girl Guides Association  
Interest Badge Syllabus  
**Guide Section - Skill**

**Knitting (Stage II)**

Must be a holder of Knitter Badge (Stage I)

- I. Make two garments by knitting or crocheting, e.g., hat, scarf, gloves, child's jersey. All of them must have a pattern and fancy stitch.
- II. At the assessment, show your garments in Clause I and demonstrate the skills that you have used in making these garments.

**Hong Kong Award for Young People**

Candidates who have completed the Skill Section in the Bronze Level of the HONG KONG AWARD FOR YOUNG PEOPLE in this topic are qualified for this badge.






The Hong Kong Girl Guides Association  
Interest Badge Syllabus  
**Guide Section - Skill**

**Knotting (Stage I)**

- I. Explain different types of ropes and the care of them.
- II.
  1. Demonstrate Reef Knot, Overhand Knot, Double Overhand Knot, Clove Hitch, Sheet Bend, Pole Hitch, Bowline, Fisherman's Knot, Round Turn & Two Half Hitches, Packer's Knot and Simple Whipping.
  2. Tell the Assessor their characteristics, usages and make a knot display board.
- III. Make a flagpole or ladder.
- IV. Make a useful product or decoration with knots or macramé, e.g. a Patrol Leader's Lanyard, or a belt.

**Assessor's Qualifications**

An appointed Guider who holds a valid Certificate of "Further Self-Development Training Course Knot (II)" or a person who hold authorized knotting certificate may take this badge assessment for her own Unit.



The Hong Kong Girl Guides Association  
Interest Badge Syllabus  
**Guide Section - Skill**

**Knotting (Stage II)**

Must be a holder of Knotting Badge (Stage I)

- I. Tell the Assessor the characteristics and uses of the following and choose one from each of the following groups to demonstrate:
  - A.
    - i) West Country Whipping
    - ii) Sail-makers Whipping
  - B.
    - i) Eye Splicing
    - ii) Back Splicing
    - ii) Short Splicing
- II. Demonstrate two of the following, and tell the Assessor their characteristics and uses.
  - i) Tripod Lashing
  - ii) Snake Lashing
  - iii) Diagonal Lashing
  - iv) Square Lashing
- III. Make a gadget with different types of knots and tell the Assessor their characteristics and uses.

**Assessor's Qualifications**

An appointed Guider who holds a valid Certificate of "Further Self-Development Training Course Knot (II)" or person who hold authorized knotting certificate may take this badge assessment for her own Unit.



The Hong Kong Girl Guides Association  
Interest Badge Syllabus  
**Guide Section - Skill**

**Language**

**Learning Goal: Try to talk to others and express herself in the language not of their mother tongue.**

It is essential to tell the Assessor the language to be used so as to assure the arrangement of a suitable Assessor. (The language chosen should be the mother tongue or the language of common use of the Assessor). The language to be used cannot be the mother tongue of the candidate.

- I. Introduce yourself to the Assessor.
- II. Read aloud with expression a passage of your own choice. (The passage should be submitted to the Assessor before the assessment.)
- III. According to pictures given by the Assessor, tell a story.
- IV. Talk with the Assessor on the phone.

**Hong Kong Award for Young People**

This badge is equivalent to the same topic in the Skill Section in the Bronze Level of the HONG KONG AWARD FOR YOUNG PEOPLE.



The Hong Kong Girl Guides Association  
Interest Badge Syllabus  
**Guide Section - Skill**

**Laundress**

- I. Be ready at the assessment to launder, by hand or in a washing machine, and then to iron, any of the followings:
  1. Articles made from cotton or linen
  2. A garment made from wool
  3. A garment made from a man-made fibre
- II. Explain the International Textile Care Labeling Code.
- III. Be prepared to discuss with the Assessor the suitable ways of removal of four different kinds of stains. (e.g. Egg stain, blood stain, ball pen mark, oil stain, soya sauce, etc.)
- IV. Explain the care and maintenance of the laundry equipment that you use at home.

**Remarks**

An appointed Guider may assess this badge for her own Unit.



The Hong Kong Girl Guides Association  
Interest Badge Syllabus  
**Guide Section - Skill**

**Map Reading**

At the assessment, bring a Hong Kong Map HM20C/WGS84 1:20,000 and a Silva compass. Discuss with the Assessor how to choose and use a map.

In the assessment show the following according to the Assessor's requirement:

- I.
  1. Understand the information in a map of HM20C/WGS84. Be able to answer the Assessors' questions.
  2. Know the types of maps and their maintenance and demonstrate how to fold a map of HM20C/WGS84.
  3. Set a map:
    - i. With a compass.
    - ii. Without a compass, e.g. by sun, stars or landmarks.
  4. On a map measure the distance between two places.
  5. On a given place, find out its location using grid reference (4 figures and 6 figures) and tell its covering area.
  6. From a map of HM20C/WGS84, describe a route of about 6 km chosen by the Assessor.
  7. Recognize different geographical features, such as spur, valley, pass, cliff, river and so on by reading contours.
- II.
  1. Illustrate the basic structure of a Silva compass by a diagram and explain the maintenance of such a compass.
  2. Use the Silva compass to find the Forward Bearing and Backward Bearing of two points.
  3. Demonstrate how to use a compass with a map for navigation.

**Remarks**

An appointed Guider who holds a valid HKAYP Expedition Instructor Certificate may take this badge assessment for her own Unit.

**Hong Kong Award for Young People**

1. Holders of this badge are qualified for the map reading lesson in the Expedition Section in the Bronze Level of the HONG KONG AWARD FOR YOUNG PEOPLE.
2. Candidates who have completed the Expedition Section in the Bronze Level of the HONG KONG AWARD FOR YOUNG PEOPLE are qualified for this badge.



The Hong Kong Girl Guides Association  
Interest Badge Syllabus  
**Guide Section - Skill**

**Musical Ability (Stage I)**

Can be done by using a Chinese or Western instrument

- I. Perform two pieces with contrasting styles: one by a modern composer, one by an ancient period composer.
- II. Play three campfire songs as accompaniment (sung by yourself or others) with different chords and accompaniment styles.
- III. Read a simple score assigned by the Assessor.
- IV. At the assessment, play any scale or arpeggio (major or minor, up to four sharps or flats) for two octaves chosen by the Assessor.

**Note**

Holders of Grade/Level 4 or above (instruments other than piano) of the Associated Board of Royal Schools of Music or the Central Conservatory of Music are qualified for this Badge.

**Hong Kong Award for Young People**

Holders of this badge are qualified for the Skill Section in the Bronze Level of the HONG KONG AWARD FOR YOUNG PEOPLE.



The Hong Kong Girl Guides Association  
Interest Badge Syllabus  
**Guide Section - Skill**

**Musical Ability (Stage II)**

Must be a holder of Musician Badge (Stage I)

Can be done by using a Chinese or Western instrument

- I. Perform two pieces from different musical periods and tell the Assessor the musical features of the two periods. These musical features should include 4 of the following: Texture, Rhythm, Tempo, Tonality, Dynamics and Form.
- II. Tell the Assessor 3 composers respectively from each of the two periods.
- III. Compose a piece of not less than 6 bars. The piece must be of compound time. State the tempo and dynamics clearly.
- IV. Play a piece you like (Grade 5 or above and different from clause I) and explain why you like it.

**Note**

Holders of Grade/Level 8 or above (instruments other than piano) of the Associated Board of Royal Schools of Music or the Central Conservatory of Music, and related performance experiences (with certified copy) are qualified for this Badge.

**Hong Kong Award for Young Badge**

Holders of this badge are qualified for the Skill Section in the Gold Level of the HONG KONG AWARD FOR YOUNG PEOPLE.



The Hong Kong Girl Guides Association  
Interest Badge Syllabus  
**Guide Section - Skill**

**Needlework**

- I.
  1. Using more than five kinds of stitch, make and decorate a garment, e.g. apron, tablecloth or house accessories.
    1. At the assessment, demonstrate three of the above stitches and explain their uses.
- II. Illustrate and demonstrate the following:
  1. The correct use of a paper pattern, including placing on fabric and cutting out.
  2. The use of a sewing machine.
  3. Two methods of making seams and neatening of raw edges.
  4. Dispose of fullness.
  5. Finish a hem.
  6. Set in a sleeve.
  7. Make a worked, bound or machined buttonhole.
- III. Submit one garment, using fabric of your own choice. List out the material used, cost and the process of making it.

**Hong Kong Award for Young People**

Candidates who have completed the Skill Section in the Bronze Level of the HONG KONG AWARD FOR YOUNG PEOPLE in this topic are qualified for this badge.





The Hong Kong Girl Guides Association  
Interest Badge Syllabus  
**Guide Section - Skill**

**Performance**

Give a performance using two of the items listed below, one of it on your own and the other one work with other members in your Unit. The one you do on your own should be at least four minutes and the one with your Unit members at least eight minutes.

1. A puppet play
2. A ballad
3. A shadowgraph
4. A concert or play
5. A dance
6. A Song
7. A musical instrument
8. A Speech
9. A pantomime
10. A story
11. A magic show
12. A talk show
13. Other performances (An agreement from the Assessor should be obtained in advance)

**Note**

Your standard should be high enough for public entertainment and you must send the programme to the Assessor beforehand.

**Remarks**

An appointed Guider may assess this badge for her own Unit.



The Hong Kong Girl Guides Association  
Interest Badge Syllabus  
**Guide Section - Skill**

**Photography**

- I. Tell the Assessor the names and the functions of the parts of a camera, e.g. lens, shutter and stops etc.
- II. Explain briefly one of the following:
  1. What causes the production of a negative and a positive (print).
  2. The forming of pictures in a digital camera.
- III. Explain the Pix of a digital camera.
- IV. Bring to the assessment at least 10 photographs which you have taken and mounted. (The photos can be taken with a mechanical camera or a digital camera.) Describe the condition in which the photographs were taken and points to note in taking such photos. The subjects include at least five of the following:
  1. Indoor
  2. Portrait
  3. Landscape
  4. Architecture
  5. Action
  6. Copy of photograph, drawing, or a painting.
  7. Flowers
  8. Birds, animals, insects

**Hong Kong Award for Young People**

Candidates who have completed the Skill Section in the Bronze Level of the HONG KONG AWARD FOR YOUNG PEOPLE in this topic are qualified for this badge.



The Hong Kong Girl Guides Association  
Interest Badge Syllabus  
**Guide Section - Skill**

**Piano (Stage I)**


- I. Perform two pieces from either two of the following musical periods: Baroque, Classical, Romantic or 20<sup>th</sup> Century.
- II. Sing a phrase and indicate the time signature of the song played by the Assessor.
- III. Play any three two-octaves scales and arpeggios including major and minor named by the Assessor.

**Note**

Holders of Grade 4 or above (Piano) in the Associated Board of Royal Schools of Music; or Grade 5 or above (Piano) in Trinity College London are qualified for this badge.

**Hong Kong Award for Young People**

Holders for this badge are qualified for the Skill Section in the Silver Level of the HONG KONG AWARD FOR YOUNG PEOPLE.



The Hong Kong Girl Guides Association  
Interest Badge Syllabus  
**Guide Section - Skill**

**Piano (Stage II)**

Must be a holder of Piano Badge (Stage I)

- I. Perform three pieces from two different musical periods and state the composer and the period respectively.
- II. State the features of a piece played by the Assessor. Discuss four from of the following musical features: Texture, Rhythm, Tempo, Dynamics, Form and Tonality.
- III. Play a piece of your choice (Grade 5 or above and different from Clause I) and explain the reasons why you like.
- IV. Compost and play a melody of not less than 8 bars and state the tempo and dynamics clearly.
- V. Must have at least one public performance or competition experience (Certified by the related organization).

**Note**

Holders of Grade 7 or above (Piano) in the Associated Board of Royal Schools of Music; or Grade 8 or above (Piano) in the Trinity College London and related performance experiences (with certified copy) are qualified for this Badge.

**Hong Kong Award for Young People**

Holders for this badge are qualified for the Skill Section in the Gold Level of the HONG KONG AWARD FOR YOUNG PEOPLE.



The Hong Kong Girl Guides Association  
Interest Badge Syllabus  
**Guide Section - Skill**

**Private Collection**

Bring your collection to the assessment. If the items are of large quantity or large size, you can discuss with the Assessor before the assessment for special arrangement.

- I. Over a period of at least six months, make a collection of stamps, postmarks, crests, fossils, dolls, or coins, etc.
- II. Arrange your collection in the best way possible, e.g. putting stamps in a stamp album. Explain your system to the Assessor.
- III. Label and identify the items in your collection in an interesting way.
- IV. Tell the Assessor how you can learn more about your collection.
- V. Arrange for your Patrol or Company to look at your collection and be able to talk about it and answer questions. If the Assessor is not your Guider, discuss with the Assessor to make special arrangement or produce a certification from your Guider for this Clause.

**Remarks**

An appointed Guider may assess this badge for her own Unit.

**Hong Kong Award for Young People**

This badge is equivalent to the same topic in the Skill Section in the Bronze Level of the HONG KONG AWARD FOR YOUNG PEOPLE.



The Hong Kong Girl Guides Association  
Interest Badge Syllabus  
**Guide Section - Skill**

**Public Speaking**

- I. Explain to the Assessor what you have to pay attention to when giving a speech.
- II. Recite from memory a short poem, passage or verse of your own choice (1 to 2 minutes).
- III. Read aloud with expression a passage or prayer provided by the Assessor.
- IV. Deliver a speech not less than 3 minutes on a subject given by the Assessor to you 5 minutes beforehand.

**Note**

1. The assessment can be done in English, Cantonese or Putonghua.
2. Candidates with the certificate awarded by the Hong Kong Schools Music and Speech Festival in the past two years can be exempted from Clause II.

**Hong Kong Award for Young People**

Holders for this badge are qualified for the Skill Section in the Bronze Level of the HONG KONG AWARD FOR YOUNG PEOPLE.



The Hong Kong Girl Guides Association  
Interest Badge Syllabus  
**Guide Section - Skill**

**Signalling**

Pass the following 3 clauses:

- I. Complete the following using Semaphore Signal.
  1. Read five messages given by the Assessor.
  2. Send and receive short messages out of talking range.  
(The sending and receiving procedures must be correct.)
- II. Complete the following by using Morse code: (Different means are acceptable, e.g. Light, sound, flag, etc.)
  1. Read 5 messages in Morse code given by the Assessor.
  2. Send and receive short messages out of talking range. (The sending and receiving procedures must be correct.)
- III. Radio communication
  1. Demonstrate the correct voice procedure.
  2. Explain the radio discipline.
  3. Explain the terms used in communication.  
(e.g. Hello, Over, Out, Roger, etc.)
  4. Demonstrate how to pronounce the 26 letters in Standard Phonetic Alphabet.
  5. Explain the important items to consider when using wireless communication in Hong Kong, and the license scheme and how to apply for a license.
  6. Demonstrate how to use a simple walkie-talkie.

**Note**

You should aim at style, rhythm, accuracy, and the ability to get a message through, rather than speed.

**Hong Kong Award for Young People**

Holders of this badge are qualified for the Skill Section in the Bronze Level of the HONG KONG AWARD FOR YOUNG PEOPLE.



The Hong Kong Girl Guides Association  
Interest Badge Syllabus  
**Guide Section - Skill**

**Singing**

- I. Sing an octave of a major scale upward.
- II. Sing two songs of your own choice from memory. One should be of English or foreign folk-song (not from your usual campfire repertoire) and the other a song to which an accompaniment is essential. The accompanist must be brought to the assessment.
- III. Sing two campfire songs with action.
- IV. Tap a rhythm played by the Assessor.
- V. Sight reading and sing a song assigned by the Assessor in the assessment.

**Note**

Holders of Grade 4 or above in the Associated Board of Royal Schools of Music (Singing) are qualified for this badge.

**Hong Kong Award for Young People**

Holders for this badge are qualified for the Skill Section in the Bronze Level of the HONG KONG AWARD FOR YOUNG PEOPLE.





The Hong Kong Girl Guides Association  
Interest Badge Syllabus  
**Guide Section - Skill**

**Toymaking**

- I. Complete two of the following:
  1. Make a soft toy with left over cloth.
  2. Make a toy out of wood or plastic.
  3. Make a board game.
  4. Make a toy out of waste material.
  5. Make an interesting toy out of other materials.
- II. Explain to the Assessor the labels that are commonly seen on toys.
- III. Explain how to choose toys for children of different age group and points to note.

**Remarks**

An appointed Guider may assess this badge for her own Unit.

**Hong Kong Award for Young People**

Holders of this badge are qualified for the Skill Section in the Bronze Level of the HONG KONG AWARD FOR YOUNG PEOPLE.